

Presentation:

Jumping to the next IPS level

**Michal Pryc,
Sun Microsystems, Ireland**

Agenda

Introduction

IPS GUI architecture overview

18 months of changes

p5i files - save and send your apps

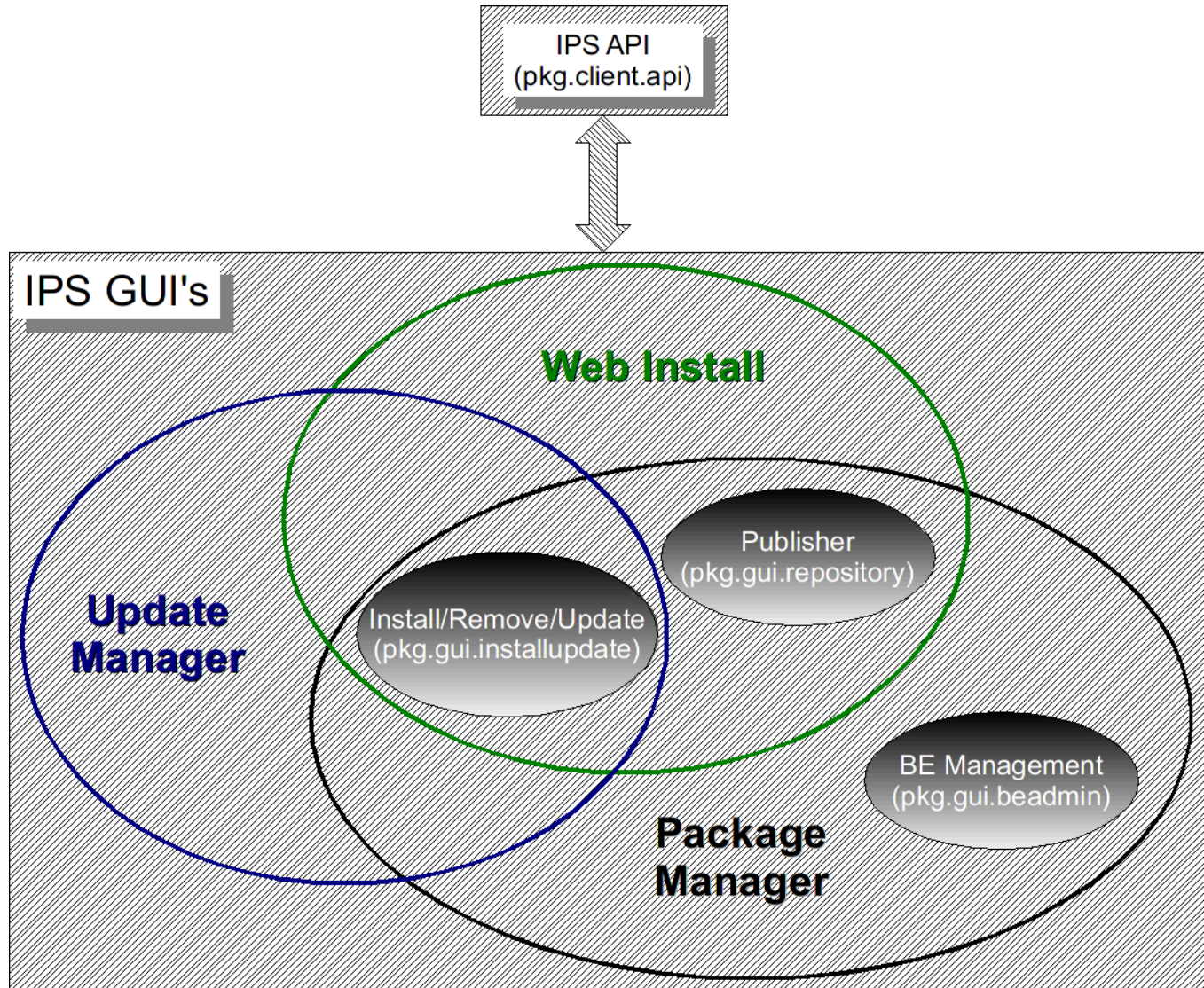
Using DTrace to tweak your python app

Automated tests

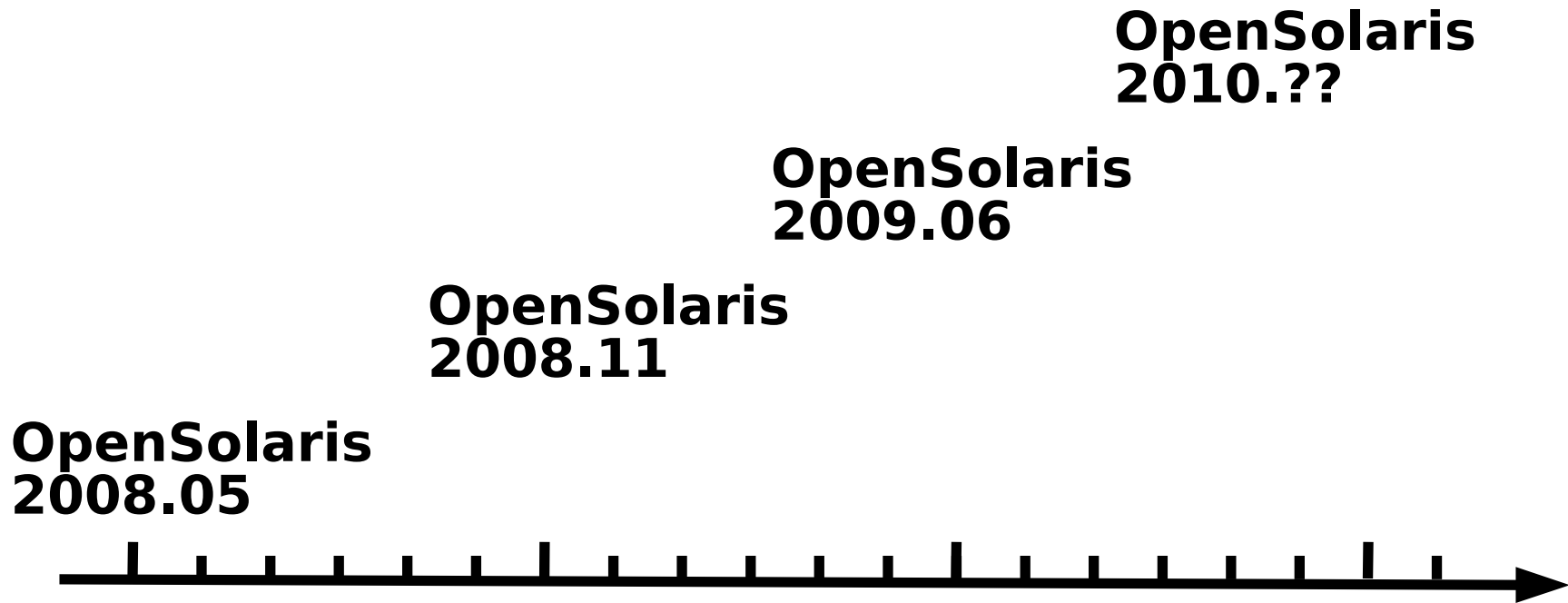
Managing Boot Environments

Future

IPS GUI Architecture Overview



18 months of changes



OpenSolaris 2008.05

<u>F</u> ile	<u>E</u> dit	<u>P</u> ackage	<u>H</u> elp
Quit	Cut Copy Paste Clear <hr/> Select All Select Updates Deselect	Update All <hr/> Install / Update Remove	About

OpenSolaris 2008.05 (cont.)

Package Manager - revision 0.1

File Edit Package Help

Reload Update All Install/Update Remove Repository: opensolaris.org

Show: All Packages Search:

Name	Installed Version	Latest Version
<input checked="" type="checkbox"/> BRCMbnx	0.5.11-0.86	0.5.11-0.95:0807
<input type="checkbox"/> FSWfontconfig-devel-docs		0.5.11-0.95:0807
<input type="checkbox"/> FSWxorg-client-docs		0.5.11-0.95:0807
<input type="checkbox"/> FSWxorg-client-programs		0.5.11-0.95:0807
<input type="checkbox"/> FSWxorg-clientlibs		0.5.11-0.95:0807
<input type="checkbox"/> FSWxorg-data		0.5.11-0.95:0807
<input type="checkbox"/> FSWxorg-devel-docs		0.5.11-0.95:0807
<input type="checkbox"/> FSWxorg-fonts	0.5.11-0.86	0.5.11-0.95:0807
<input type="checkbox"/> FSWxorg-headers		0.5.11-0.95:0807

BRCMbnx
Broadcom NetXtreme II Gigabit Ethernet Adapter Driver

General Info Files Details Dependencies

Information for installed package:

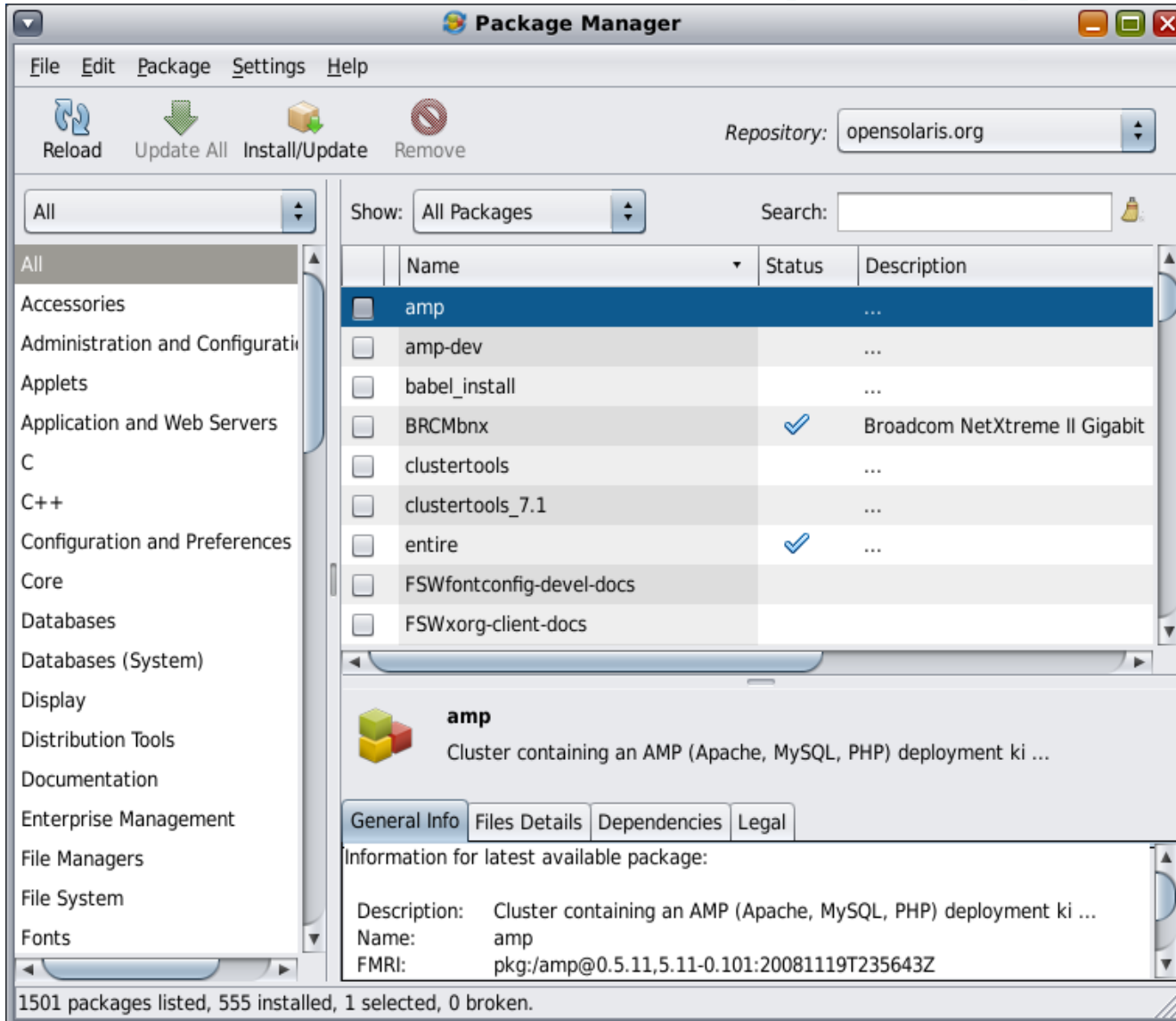
Description: Broadcom NetXtreme II Gigabit Ethernet PCI-X/PCIE Adapter Driver
 Name: BRCMbnx
 FMRI: pkg:/BRCMbnx@0.5.11,5.11-0.86:20080426T181308Z

1300 packages listed, 527 installed, 0 selected, 0 broken.

OpenSolaris 2008.11

File	Edit	Package	Settings	Help
Boot Environment Management <hr/> Quit	Cut Copy Paste Clear <hr/> Select All Select Updates Deselect	Update All <hr/> Install / Update Remove	Manage Repositories...	About Online Help

OpenSolaris 2008.11 (cont.)



The screenshot shows the OpenSolaris Package Manager interface. The window title is "Package Manager" and the repository is set to "opensolaris.org". The interface includes a menu bar (File, Edit, Package, Settings, Help), a toolbar with icons for Reload, Update All, Install/Update, and Remove, and a search field. A left sidebar lists various package categories, and a main pane displays a table of installed and available packages.

Name	Status	Description
amp
amp-dev
babel_install
BRCMbnx	✓	Broadcom NetXtreme II Gigabit
clustertools
clustertools_7.1
entire	✓	...
FSWfontconfig-devel-docs
FSWxorg-client-docs

Below the table, the details for the selected "amp" package are shown:

amp
Cluster containing an AMP (Apache, MySQL, PHP) deployment ki ...

General Info | Files Details | Dependencies | Legal

Information for latest available package:

Description: Cluster containing an AMP (Apache, MySQL, PHP) deployment ki ...
 Name: amp
 FMRI: pkg:/amp@0.5.11,5.11-0.101:20081119T235643Z

1501 packages listed, 555 installed, 1 selected, 0 broken.

OpenSolaris 2008.11 (cont.)

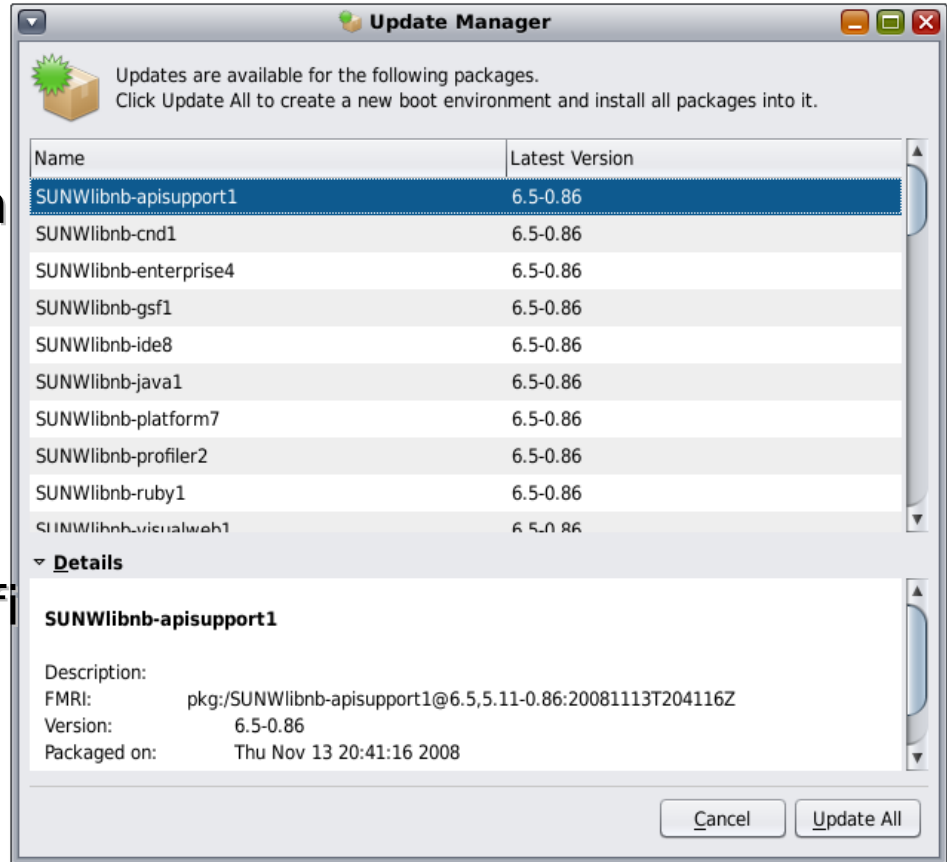
`svc:/application/pkg/update`

`/usr/lib/update-manager/update-refresh.sh`

`/usr/lib/pm-checkforupdates`

`/usr/lib/updatemanager/notify`

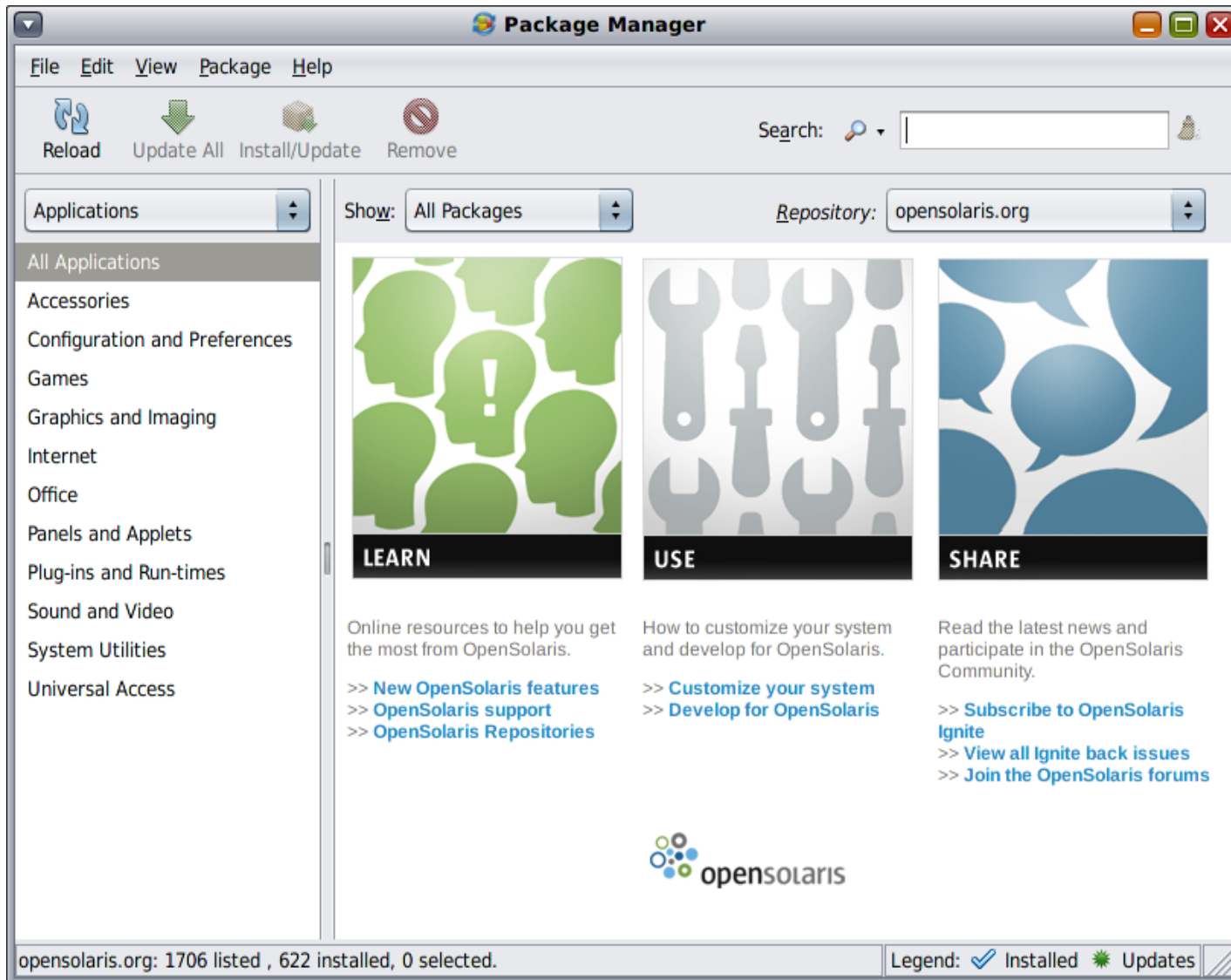
`/usr/bin/pm-updatemanager`



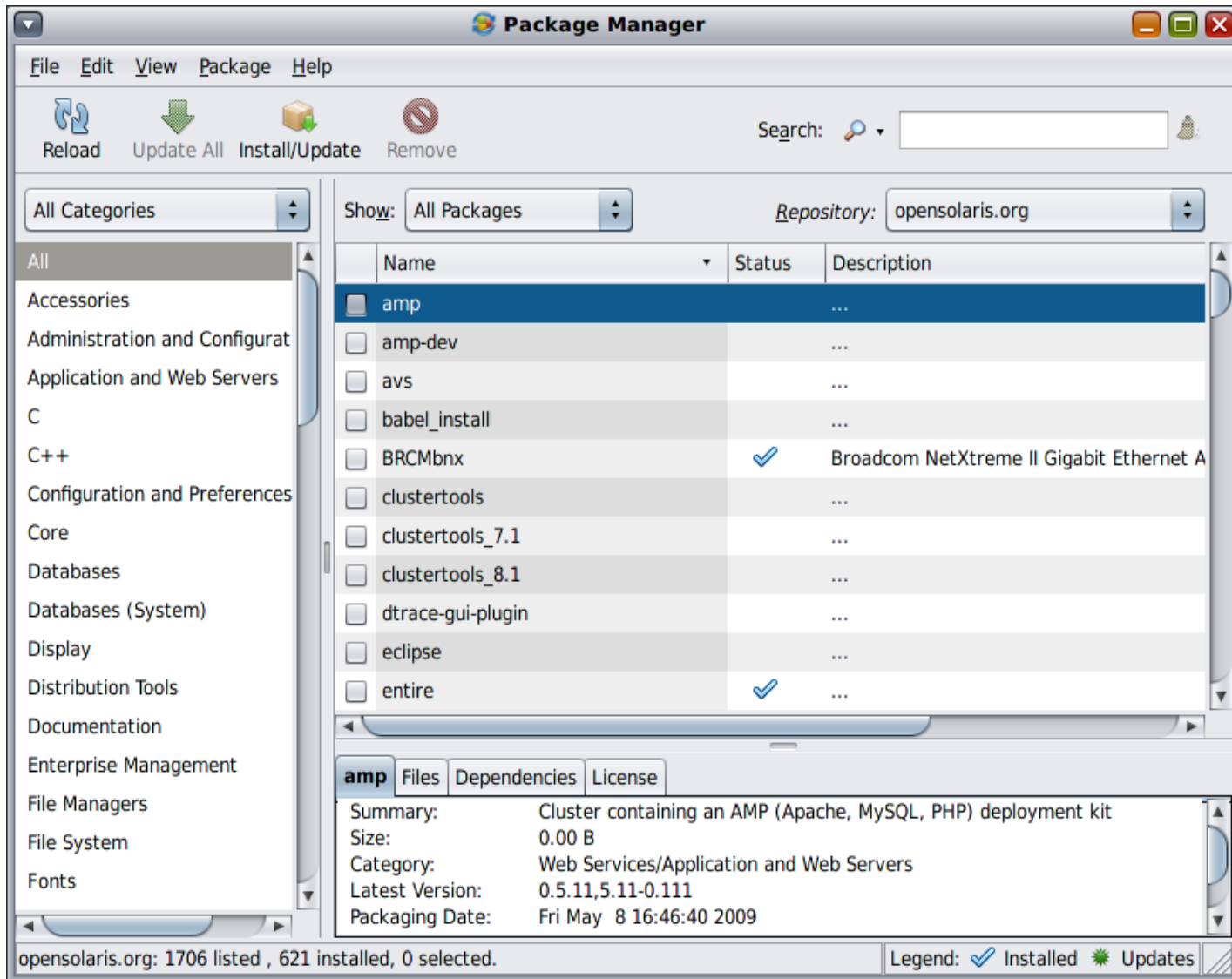
OpenSolaris 2009.06

File	Edit	View	Package	Help
<u>M</u> anage Repositories... Manage <u>B</u> oot Environments... <hr/> <u>Q</u> uit	C <u>u</u> t C <u>o</u> py P <u>a</u> ste C <u>l</u> ear <hr/> S <u>e</u> lect <u>A</u> ll Ctrl+A S <u>e</u> lect <u>U</u> pdates D <u>e</u> select All Shift+Ctrl+A <hr/> S <u>e</u> arch Ctrl+F <hr/> P <u>r</u> eferences	S <u>t</u> art <u>P</u> age Alt+Home	<u>U</u> ppdate All <hr/> I <u>n</u> stall / Update R <u>e</u> move	C <u>o</u> ntents F1 <hr/> A <u>b</u> out

OpenSolaris 2009.06 (cont.)



OpenSolaris 2009.06 (cont.)



The screenshot shows the OpenSolaris Package Manager interface. The window title is "Package Manager". The menu bar includes File, Edit, View, Package, and Help. The toolbar contains icons for Reload, Update All, Install/Update, and Remove, along with a search field. The left sidebar shows a tree view of categories, with "All" selected. The main area displays a list of packages from the "opensolaris.org" repository. The "amp" package is selected and highlighted in blue. Below the list, the details for the "amp" package are shown, including its summary, size, category, latest version, and packaging date.

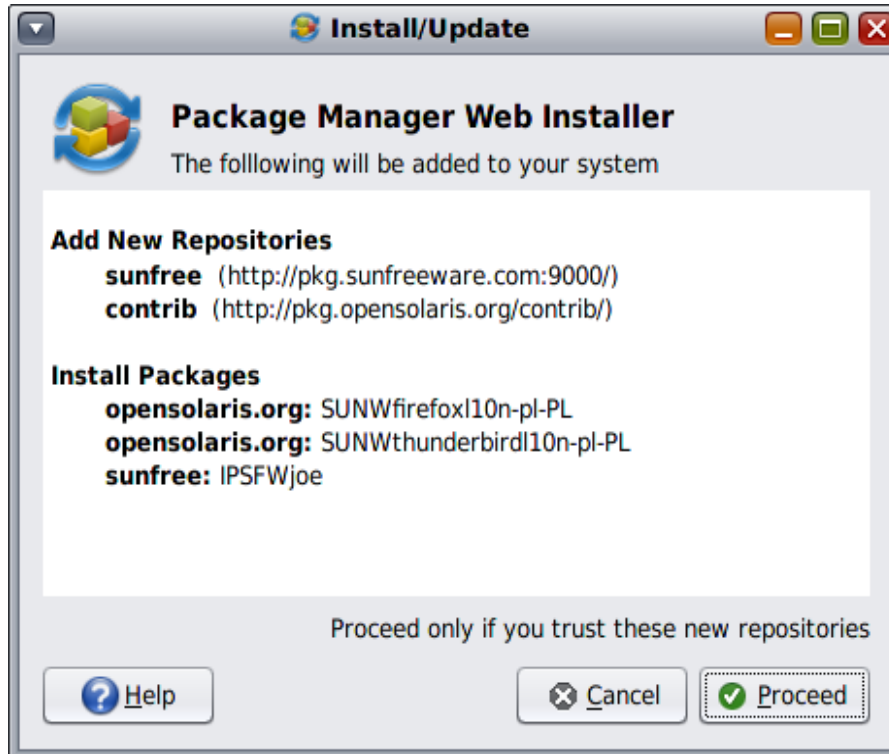
Name	Status	Description
<input checked="" type="checkbox"/> amp		...
<input type="checkbox"/> amp-dev		...
<input type="checkbox"/> avs		...
<input type="checkbox"/> babel_install		...
<input type="checkbox"/> BRCMbnx	✓	Broadcom NetXtreme II Gigabit Ethernet A
<input type="checkbox"/> clustertools		...
<input type="checkbox"/> clustertools_7.1		...
<input type="checkbox"/> clustertools_8.1		...
<input type="checkbox"/> dtrace-gui-plugin		...
<input type="checkbox"/> eclipse		...
<input type="checkbox"/> entire	✓	...

amp Files Dependencies License

Summary: Cluster containing an AMP (Apache, MySQL, PHP) deployment kit
 Size: 0.00 B
 Category: Web Services/Application and Web Servers
 Latest Version: 0.5.11,5.11-0.111
 Packaging Date: Fri May 8 16:46:40 2009

opensolaris.org: 1706 listed , 621 installed, 0 selected. Legend: ✓ Installed * Updates

OpenSolaris 2009.06 (cont.)

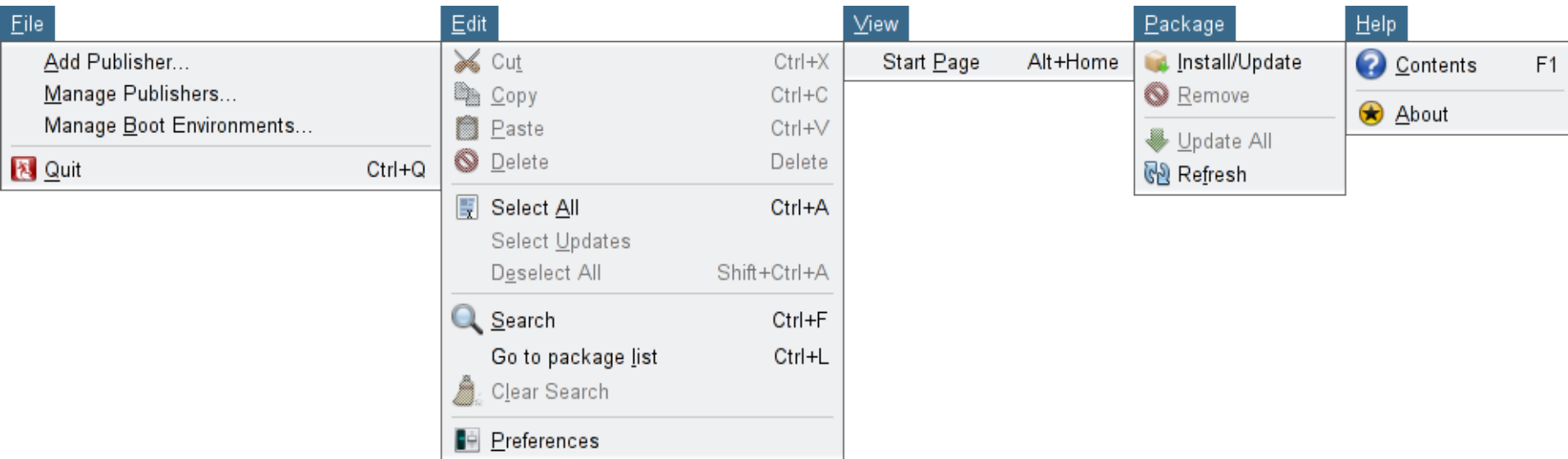


.p5i file - DEMO

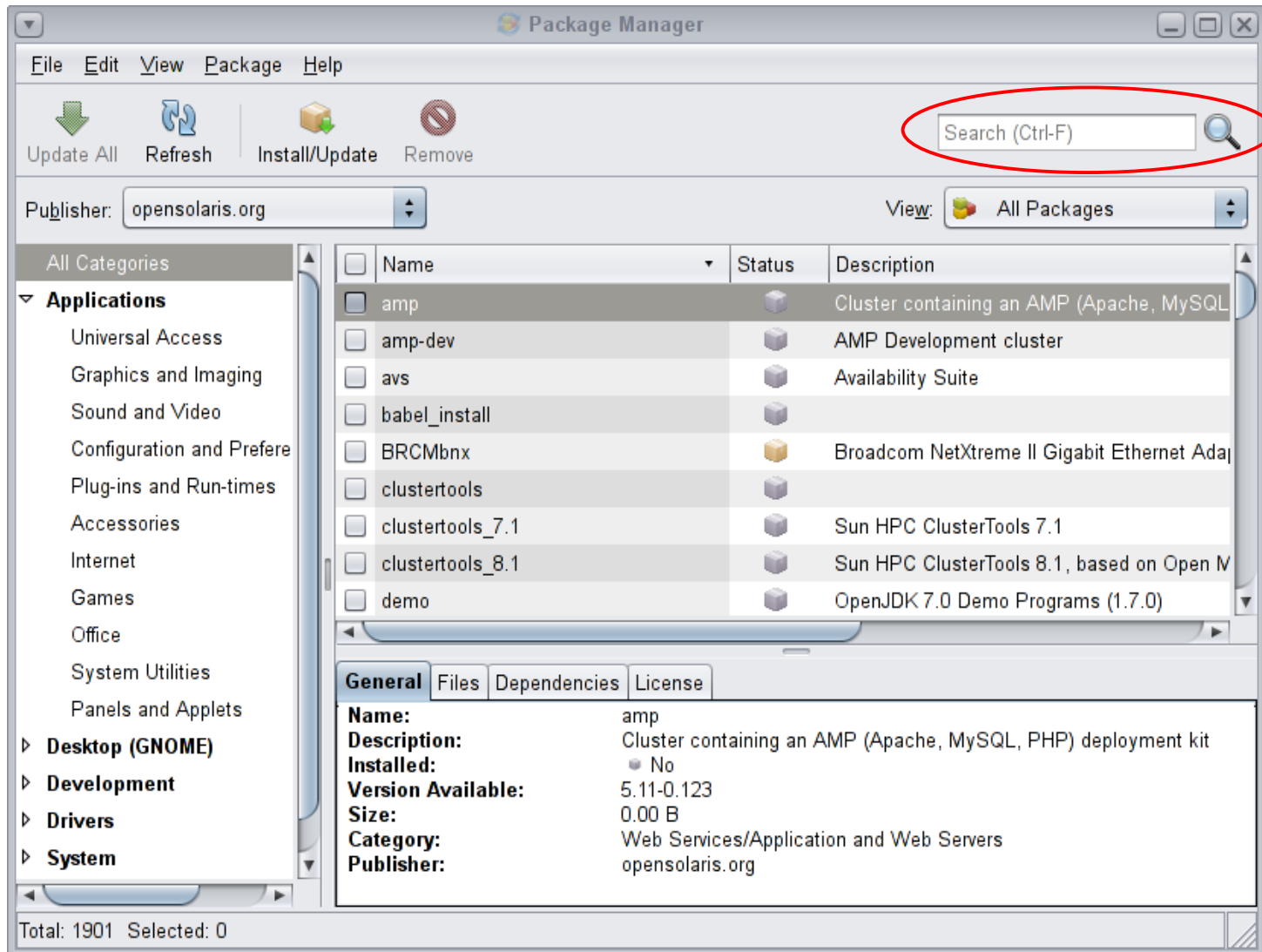
application/vnd.pkg5.info p5i

Current Development

Usability Studies / Focus Group =



Current Development (cont.)



Manage Publishers

Add, modify and remove publishers and their repositories.

Publisher	Alias	Preferred	Enabled
opensolaris.org	opensolari...	<input type="radio"/>	<input checked="" type="checkbox"/>
extra	extra	<input type="radio"/>	<input checked="" type="checkbox"/>
ips.homeunix.com	Multimedia	<input type="radio"/>	<input type="checkbox"/>
righthook.east.sun.com	righthook....	<input type="radio"/>	<input checked="" type="checkbox"/>

Details

Publisher URI:
https://pkg.sun.com/opensolaris/extra/

Buttons: Add..., Modify..., Remove, Help, Cancel, OK



Modify Publisher

Publisher Alias and URL

Name: extra

Alias:

URL: https://pkg.sun.com/opensolaris/extra/
e.g. http://pkg.opensolaris.org/release

Details

Repositories

Repository	Active	Registered
https://pkg.sun.com/opensolaris/extra/	<input checked="" type="radio"/>	n/a

Buttons: Modify..., Cancel, OK



Modify Repository

Modify repository URL

Name:

URL: https://pkg.sun.com/opensolaris/extra/
e.g. http://pkg.opensolaris.org/release

SSL Key and Certificate

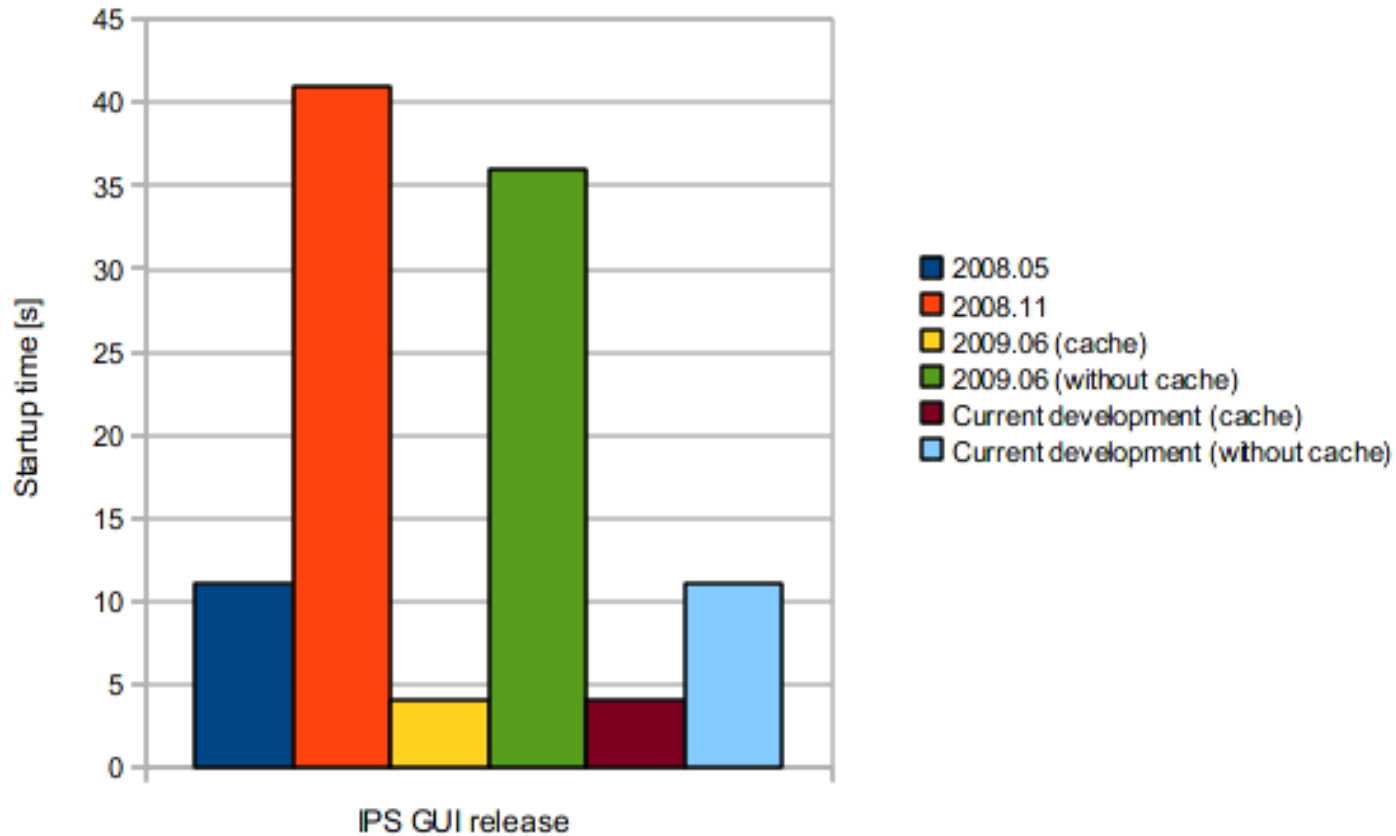
SSL Key: /export/home/migi/Certificates/OpenSolar

SSL Certificate: /export/home/migi/Certificates/OpenSolar

Mirrors

Buttons: Cancel, OK

Using DTrace to tweak IPS / PM



Using DTrace to tweak IPS / PM

DEMO

Automated Tests

DEMO

Managing Boot Environments

```
beadm(1):  
$ pfexec beadm create new_be
```

Managing Boot Environments

DEMO

Future

Publisher Auto Discovery

p5i export/import

History and BE management
separation

...

How to get involved?

www.opensolaris.org

pkg-discuss

defect.opensolaris.org

```
$ hg clone ssh://anon@hg.opensolaris.org/hg/pkg/gate
```

search it (“ips opensolaris”)

Resources

Managing Boot Environments With OpenSolaris Package Manager

<http://developers.sun.com/developer/technicalArticles/opensolaris/bootenvironments/index.html>

IPS at OpenSolaris.Org

<http://opensolaris.org/os/project/pkg>

PyGTK

<http://www.pygtk.org>

Source Juicer

<http://juicer.opensolaris.org/>

Dtrace at OpenSolaris

<http://www.opensolaris.org/os/community/dtrace/>

Resources cont.

DTace for js

http://www.solarisinternals.com/wiki/index.php/DTrace_Topics_JavaScript#js_funcime.d

Ldtp wiki

<http://ldtp.freedesktop.org/wiki/>

John Rice Blog

http://blogs.sun.com/jmr/entry/packagemanager_for_2009_c

Questions ?

Michal.Pryc@Sun.Com
<http://blogs.sun.com/migi>